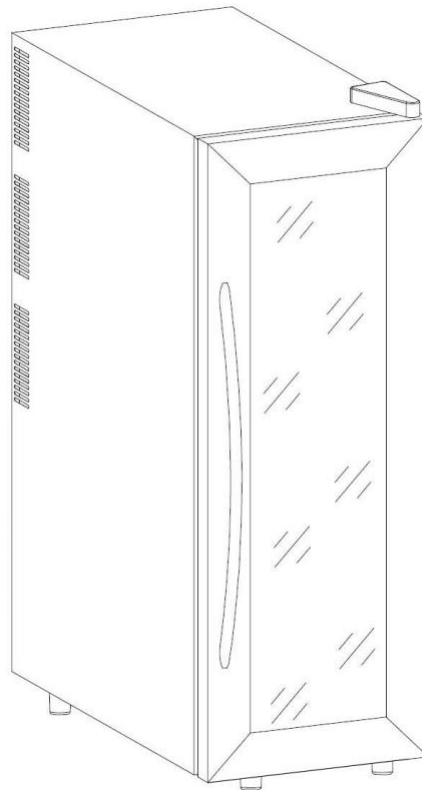


Vinotemp®

A PROUD HERITAGE OF EXPERIENCE & QUALITY



WINE COOLER

VT-21TEDS-2Z

OWNER'S MANUAL

WWW.VINOTEMP.COM

YOUR WINE CELLAR

This unit can be used for Storage and/or Service. The unit has a glass door and soft interior light that you can leave on to elegantly display your wine.

SERVING WINES

Storing wines at the proper temperature is important. To preserve them as long as possible wine should be stored at approximately 55° Fahrenheit. However, the chart below suggests the optimal drinking temperature for the different styles of wine.

°C	°F	Wine Style
19	66	Armagnac, Brandy, Cognac
18	64	Full Bodied Red wines, Shiraz
17	62	Tawny Port
15	59	Medium Bodied Red Wines
14	57	Amontillado Sherry
13	55	Light Bodied Red Wines
12	54	Full Bodied White Wines
11	52	Medium Bodied White Wines
10	50	Rosé, Light Bodied White Wines
9	48	Vintage Sparkling
8	46	Fino Sherry
7	45	Non Vintage Sparkling

General Operating Instructions

Remove all external and internal packaging from your wine cooler. Be sure that all parts have been included before discarding any packaging materials. You may want to keep the box and packing materials for use at a later date.

Upon receipt and inspection of unit, the supply cord must be replaced if it is damaged. Contact our customer service at 1-800-777-8466 or info@vinotemp.com.

- Please fully read the instruction manual.

**Please read and follow all safety rules
and operating instructions before using.**

**To register your product, visit: <http://www.vinotemp.com/Warranty.aspx>
Register your warranty within 10 days of receiving the unit.
Please be sure to retain your proof of purchase.**

TABLE OF CONTENTS

IMPORTANT SAFETY INSTRUCTIONS.....	5
ELECTRICAL CONNECTION.....	5
CABINET DIAGRAM.....	6
TECHNICAL DATA.....	6
INSTALLATION	7
OPERATING YOUR WINE COOLER.....	7
CARE AND MAINTENANCE.....	8
CIRCUIT DIAGRAM	8
PROBLEMS WITH YOUR WINE COOLER.....	9
TROUBLESHOOTING	9
TERMS OF SALE AND WARRANTY	11

IMPORTANT SAFETY INSTRUCTIONS

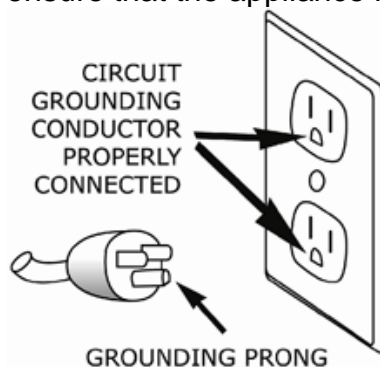
To reduce the risk of fire, electrical shock, or injury when using your appliance, follow these basic precautions:

- Ensure that the wine cooler stays in the upright position during transportation.
- Place the wine cooler on a strong, level surface.
- This wine cooler is designed for indoor, household use only. Any other use will void the warranty.
- Avoid placing the wine cooler in moist areas, near any heat source including direct sunlight, or near any hazardous or flammable material.
- This unit must be freestanding and cannot be used as a built-in cooler
- This cooler is designed to store wine bottles and should not be used to store food or other items.
- An empty cooler can be a dangerous attraction to children. If disposing of the cooler, remove gaskets, latches, lids or the entire door from your unused appliance, or take other action to ensure the cooler is harmless. Leave shelves in so that children may not easily climb inside.
- Do not place any other objects on top of the wine cooler.
- Never lift or carry the wine cooler by the cord.
- Use of an extension cord for the wine cooler is not recommended. Directly connect the wine cooler to an electrical outlet.
- The wine cooler is an electrical appliance. To avoid injury or death from electrical shock, do not operate the wine cooler with wet hands, while standing on a wet surface or while standing in water.
- To ensure proper internal air circulation, do not overfill the wine cooler.
- Never clean appliance parts with flammable fluids. The fumes can create a fire hazard or explosion.

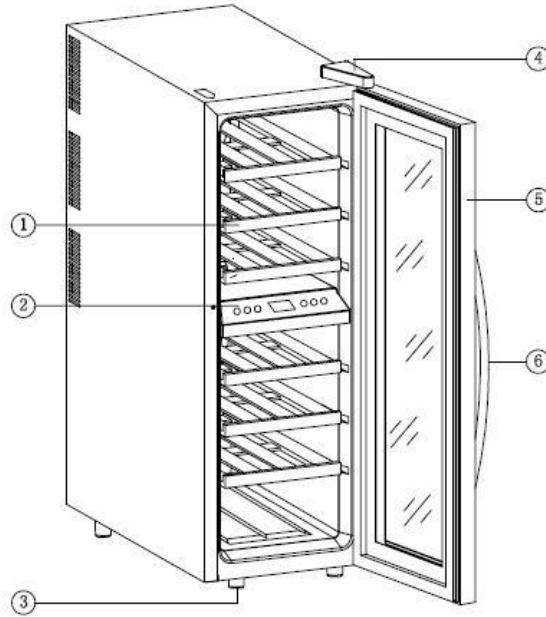
ELECTRICAL CONNECTION

For your protection, this unit is equipped with a 3-conductor cord set that has a molded 3-prong grounding-type plug, and should be used in combination with a properly connected grounding-type outlet.

It is not recommended to use this cooler with an extension cord or power board. Please ensure that the appliance is plugged directly into the electrical outlet.



CABINET DIAGRAM



- | | | | |
|----|---------------|----|----------------------|
| 1. | Wooden shelf | 4. | Hinge cover |
| 2. | Control panel | 5. | Stainless steel door |
| 3. | Levelling leg | 6. | Curved handle |

TECHNICAL DATA

Model no.	VT-21TEDS-2Z
Capacity	21 bottles
Volume	65 liters
Voltage	AC 110V
Frequency	60 Hz
Input Power	130W
Power Consumption (kWh/24h)	1.5
Temperature Range	46°- 64° F
Approx. Net Weight	40.3 lbs
Approx. Gross Weight	45.1 lbs
Approx. Unit Size (W x H x D)	11 7/8" x 33 1/2" x 23 1/4"
Approx. Packing Size (W x H x D)	14 1/5" x 34 7/10" x 25 4/5"


*Note: This wine cooler is designed to store up to 21 standard Bordeaux 750 ml bottles. Storing large and/or oddly shaped bottles (including champagne and sparkling wine bottles) will decrease the capacity of your wine cooler.

INSTALLATION

- Remove all packing material before using your cooler. Check to be sure all parts are included and that the cooler is in good condition.
- Clean the interior surface with a soft cloth and lukewarm water.
- Position the cooler in a dry and airy place. The recommended ambient temperature should be between 50° and 80°F.
- Place your cooler on a solid, level surface (other than carpet). This will ensure vibration and noise-free operation.
- When positioning the cooler, leave a minimum clearance of 6 inches at the back of the cooler, and 10-12 on each side. There must be unlimited clearance on top of the cooler. This is to ensure proper circulation.
- The unit is designed for freestanding installation only. It is not designed to be installed under a counter, inside a cabinet, or in any location that does not allow the proper clearances on all sides, as stated above.
- Upon plugging the cooler into an electrical outlet, let the unit run for at least 30 minutes before making any adjustments.

OPERATING YOUR WINE COOLER

The wine cooler has an electric temperature control panel and two temperature zones. When first turned on, the LCD will show the ambient temperature, followed by the internal cabinet temperature.



The upper zone temperature can be set between 46° and 54°F. The lower zone can be set between 54° and 64°F. Pressing the “UP” button on the control panel will increase the temperature by 1°F and pressing the “DOWN” button will lower it. Upon choosing your desired temperature, the display will flash the selected temperature setting for 5 seconds before reflecting the current internal cabinet temperature.

The “LIGHT” button turns the interior light On or Off. The C/F button alternates the temperature reading between degrees Celsius and degrees Fahrenheit.

CARE AND MAINTENANCE

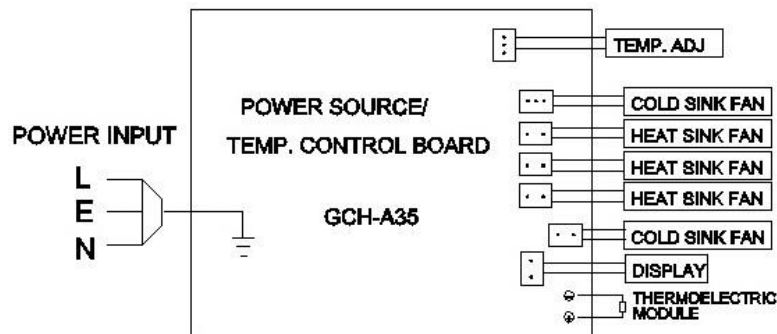
Cleaning Your Wine Cooler

- Unplug the wine cooler and remove all bottles and shelves.
- Wash the inside with warm water and a neutral detergent or baking soda solution. The solution should be about 2 tablespoons of baking soda to a quart of water. Do not use abrasive cleaners.
- The outside of the wine cooler should be cleaned with mild detergent and warm water. Clean the back and bottom of the wine cooler thoroughly to ensure efficient operation.
- Wipe dry with a soft cloth. Dry all surfaces before use.

Moving Your Wine Cooler

- Remove all bottles.
- Securely tape down all loose items inside your wine cooler.
- Turn the leveling legs up to the base to avoid damage.
- Tape the door shut.
- Be sure the wine cellar stays in the upright position during transportation.

CIRCUIT DIAGRAM



INACTIVITY

If the unit will be used for a period of less than three weeks, leave the cooler operating. If the period of inactivity is several months, remove all items and turn the unit off. Clean and dry the interior thoroughly. Leave the door open slightly to prevent and possible moisture build-up.

PROBLEMS WITH YOUR WINE COOLER

Most common problems can be solved easily, saving you the cost of a possible service call. Try the suggestions below to see if you can solve the problem before contacting Vinotemp at info@vinotemp.com.

TROUBLESHOOTING

PROBLEM	POSSIBLE CAUSE
Wine cooler does not operate	<ul style="list-style-type: none">• Ensure cooler is plugged in to electrical outlet• Check voltage level• Check for broken fuse
Wine cooler is not cold enough	<ul style="list-style-type: none">• Ensure temperature control is at a proper setting• Ensure wine cooler is away from heat sources or direct sunshine• Check for proper clearance on all sides of the wine cooler• Ensure door is properly closed and not open too frequently
Wine cooler makes too much noise	<ul style="list-style-type: none">• Ensure cooler is level and on steady surface• Check for proper ventilation and clearance• Check to make sure cooler fans are operating correctly
Internal light is flashing	<ul style="list-style-type: none">• Check that selected temperature is not higher than internal cabinet temperature• Automatic defrost function has started. This is a normal function
Wine cooler has started to frost	<ul style="list-style-type: none">• Excess humidity or very low temperatures may cause frost to build. Unplug the cooler and allow it to defrost, or defrost by hand
Door will not close properly	<ul style="list-style-type: none">• The wine cooler is not level• The doors were not properly installed• The seal is weak• The shelves are out of position
Light does not work	<ul style="list-style-type: none">• Call the service center

Temperature LCD display is blank	<ul style="list-style-type: none">• Main control board does not work• The Power Control Board is not functioning• There is some problem with the plug (no power supply)
Temperature LCD display error	<ul style="list-style-type: none">• Display has suffered too much wear and tear• Temperature sensor has been cut off
Buttons are not functional	<ul style="list-style-type: none">• Temperature controller panel is damaged

TERMS OF SALE AND WARRANTY

Vinotemp International ("Seller") and the person or entity that acquires these goods from Seller ("Purchaser") hereby fully agree to the following terms and conditions of the sale: Shipping fees are the responsibility of the Purchaser whether freight prepaid or freight collect. Seller assumes no responsibility for the goods sold to the Purchaser once the goods have left the Seller's premises, including, but not limited to, late delivery by the moving carrier, or for events caused by any difficulty carrier incurs in attempting to fit the goods into the Purchaser's place of business or residence due to the size of the goods or otherwise. Purchaser assumes all responsibility for delivery, payment of freight, access, measurement, installation, hook-up, wiring, moving and storage of the goods. The transportation of all goods is subject to the terms and conditions which the moving carrier imposes on Purchaser including, but not limited to, additional charges imposed per flight of stairs, and/or additional charges resulting from the carrier's inability to safely and/or adequately use the building elevator to lift the goods to an upper floor. Any claim for damages incurred during shipment by the carrier of the goods are insured and handled directly with the carrier and must be noted at time of delivery. Any damages due to manufacture defects will be handled directly with Vinotemp International, subject to the limited warranty.

All sales are final, and unless authorized in writing by the Seller, Purchaser may not return the goods, under any circumstance. If Purchaser refuses to accept the goods, under any circumstance, the Purchaser is liable for the return and cost of freight both ways, and if Seller does take back the goods, there will be a restocking/service fee that is 35% of the purchase price of the goods. (Product must be in original packaging). Built-to-Order products (including Cabinets, Racking, and Accessories) are non-returnable. Purchaser must notify Seller of non-conforming goods within four days of delivery, after which time all goods are deemed accepted. If an order has been placed and production has started, cancellation of your order will be a 15% charge. If Purchaser tenders payment with a check that has insufficient funds (NSF), or stops payment on a check or credit card for any reason, Purchaser agrees to pay for all costs associated with the Seller's collection or litigation of such a claim, including without limitation extra damages, court costs and attorneys' fees. Finance charges begin the date of invoice. Collection fees plus NSF fee of \$50 will be added to your invoice, which you agree to promptly pay. Title to the goods does not pass until payment is received in full by Seller and Seller retains a security interest in the goods until they are paid for in full.

LIMITED WARRANTY: Seller warrants that the goods will be free of defects in materials and workmanship as follows: Furniture style (wood) wine cabinets: all cooling unit parts for a period of 5 (five) years; cabinetry and labor (uninstalled) for a period of 12 (twelve) months from date of sale. For the metal cabinet wine units: parts and labor for cooling system and cabinetry for a period of 12 (twelve) months from date of sale. Thermoelectric Units: 90 (ninety) days from the date of sale (including Wine Coolers, Beer Dispensers, Humidor, Portofino Wood Cellars, and Refrigerators). Wine-Mate Split Systems and installed products are parts only for 1 year, no labor. Other Wine-Mate Cooling Systems are 5 years parts, 1 year labor. Wine Accessories and Racking Systems are not warranted. There is no warranty on parts purchased separately. Removal and re-installation of unit is not included in warranted labor. Purchaser's exclusive remedy is limited, at Seller's option; to repair or replace defective part[s] with either new or factory reconditioned part[s]. Purchaser is responsible for shipping the unit pre-paid to designated facility and Seller will pay return shipping charges in the continental United States for items repaired under warranty within 12 (twelve) months from date of sale. Since the natural variation in texture, density, grain, color, tone and shade of wood is unavoidable; Seller does not guarantee the texture, color, tone or shade of the wood: nor does seller guarantee the colorfastness of wood or against peeling, chipping, cracking or scratching. Note: Unfinished wood is subject to warping; all wood surfaces must be sealed before placing cellar into service. Improper placement of the unit will void the warranty. By Vinotemp in writing, any third party repair facility must be pre-approved before providing parts free of charge. This limited warranty does not cover damage due to such things as accident, misuse, abuse, mishandling, neglect, acts of God, fires, earthquakes, floods, high winds, government, war, riot or labor trouble, strikes, lockouts, delay of carrier, unauthorized repair, or any other cause beyond the control of the Seller, whether similar or dissimilar to the foregoing. Seller is not responsible for any damages caused to Purchaser's property resulting from the good. This limited warranty applies only inside the Continental US. (Alaska, Puerto Rico and Hawaii are not warranted.)

For Non-New Units (Scratch & Dent/Refurbished/Floor Models), warranty for compressor units is 90 days from your dated invoice and 30 days for thermoelectric units (parts for function only, not cosmetic defects). These units are refurbished and sold as is; Purchaser assumes risks to the quality and performance of goods and assumes the costs of all necessary service or repair not covered herein.

For Element Grills (via Element Products LLC), grills have a 1 year comprehensive parts warranty on entire product. Three years limited parts warranty covering the stainless burner and a thirty day limited parts warranty on grill accessories. If grill is defective and unused plus all packaging and parts are intact, we will either replace the grill or provide service to repair the grill. Returned product must accompany all original packaging and parts and is subject to our 35% restocking fee (and freight both ways). With Wine-Mate products, if the customer calls and the product is "defective", you must obtain a letter from your qualified refrigeration technician at the customers cost, to verify that the unit was installed properly, with proper ventilation and the unit is truly malfunctioning due to manufacture defect.

Purchaser understands and acknowledges that the goods sold here are wine cellars, cigar humidors, and/or other similar units which house wine or cigars. Purchaser assumes all risk of using these units, including risk of spoilage, humidity variations, temperature variations, leaks, fire, water damage, mold, mildew, dryness and similar and any other perils that might occur. Seller is not responsible for incidental or consequential damages, and there are no warranties, expressed or implied, which extend beyond the Limited Warranty described above. The implied warranties of merchantability and of fitness for a particular purpose are hereby expressly disclaimed. Some states do not allow the exclusion of incidental or consequential damages, or a waiver of the implied warranties of fitness and/or merchantability, so the above limitations may not apply to you. This warranty gives you specific legal rights and you may also have other rights which vary from state to state. Seller disclaims any indemnification for claims of infringement of any intellectual property of protectable nature. In the event of any dispute between Seller and Purchaser arising out of or relating to these terms and conditions or to the goods sold generally, Purchaser must first file a written claim with Seller within ten days of the occurrence giving rise to the claim and wait an additional thirty days for a response before initiating any legal action. The sale and all terms are subject to California law. Any legal proceeding arising out of or relating to these terms and conditions or to the goods sold generally shall be brought solely and exclusively in the County of Los Angeles. In no event may Purchaser initiate any legal proceeding more than six months after the occurrence of the event giving rise to the dispute.

The above terms and conditions are the only ones governing this transaction and Seller makes no oral representations of any kind. These Terms and Conditions can only be modified in writing, signed by both Purchaser and Seller. 1/12

SERVICE & IMPORTANT NOTICE

Upon receipt and inspection of unit, the supply cord must be replaced if it is damaged. Contact our customer service at 1-800-777-8466 or info@vinotemp.com.

The manufacturer has a policy of continuous improvement on its products and reserves the right to change materials and specifications without notice.

WARNING:

**Please do not place the unit within reach of children.
For adult use only.**

Contact **info@vinotemp.com** with any questions or visit
www.vinotemp.com

17621 S. Susana Road
Rancho Dominguez, CA 90221
www.vinotemp.com

Vinotemp is a registered trademark of Vinotemp International. All products, features, and services are subject to change without notice. We cannot guarantee the accuracy of the contents of this document. We disclaim liability for errors, omissions, or future changes.

© 2012 Vinotemp International. All rights reserved.