

*Epicureanist*TM

Storage, Accessories and More for the Discerning
Epicureanist



VINE LIGHT
PENDANT
FP-LIGHT01

O W N E R ' S M A N U A L

Thank you for purchasing an Epicureanist Pendant Vine & Wine Bottle Light. This product has been manufactured using the highest standards of safety and quality.

VINE LIGHTS

Light up the room and show your love for wine with Epicureanist Vine & Wine Bottle Lights. Repurposed wine bottles accented by wrought iron vines surround standard light bulbs to illuminate your space and create the perfect mood for drinking wine. These lights are available as a pendant light as well as a sconce.

IMPORTANT SAFETY AND USAGE INSTRUCTIONS

- Before beginning installation of this fixture or removing an existing fixture, please disconnect the power by turning off the circuit breaker or disconnecting the fuse at the fuse box.
- If you are not comfortable installing this fixture, please contact a qualified electrician.
- Should you have any non-electrical questions about this fixture, please contact Epicureanist Customer Service at 1.800.777.8466 or info@epicureanist.com or visit www.Epicureanist.com.


PLEASE READ ALL INSTRUCTIONS BEFORE USE

-SAVE THESE INSTRUCTIONS-

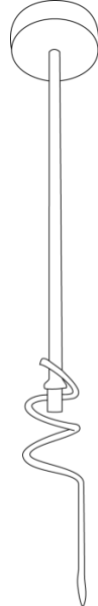
PARTS AND SPECIFICATION

Hanging Light

1 Repurposed
Wine Bottle

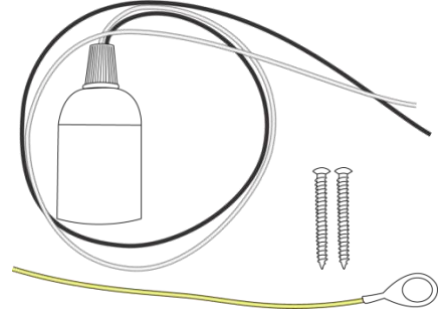


Metal Parts



- Mounting plate
- 4 metal rods including wrought iron vine

Wire Kit



- 2 mounting screws
- Socket with leads (black and white wires)
- Grounding wire
- Nut (not pictured)

Questions? Missing parts? Please contact Epicureanist at 1.888.808.3742 or info@epicureanist.com.

ASSEMBLING YOUR HANGING VINE LIGHT

PARTS REQUIRED FOR INSTALLATION (INCLUDED)

- Wire kit
- Metal parts
- Repurposed wine bottle



1. Carefully unpack your Vine Light and place the parts onto a clean, dry surface.
2. Remove the cross bar from the mounting plate by removing the screws on the side.
3. Set these small screws aside for later use.
4. Assemble the 5 metal rods to create the vine.
5. Carefully insert the wine bottle shade through the wrought iron vine.
6. Thread the black and white wires from the light socket kit through the bottle, metal vine and mounting plate. You are now ready to install the light into the ceiling.



INSTALLATION

TOOLS REQUIRED FOR INSTALLATION

The following tools (not included) are required for installation:

- Light bulb:
 - Type: Inter T6
 - Max Watt: 40
- Safety goggles
- Ladder
- Gloves
- Wire strippers
- Flathead screwdriver
- Philips screwdriver
- Electrical tape
- Wire cutters

INSTALLING YOUR HANGING VINE LIGHTS

Note: Before you mount your Vine Light to the ceiling you must have a cut-in electrical box and light switch properly installed.

If you have any electrical questions, please consult your local electrical code for approved grounding methods or contact a qualified electrician.



1. Once you have a designated spot for your Vine Light, position the mounting plate to the ceiling.
2. Using the two screws included in the wiring pack, attach the cross bar to the cut-in electrical box. Make sure that the threads of the screws are facing the ceiling when attaching the mounting plate to the electrical box.
3. Loosely position the Vine Light over the cross bar. Do not attach yet.
4. Connect the ground wire from the fixture to the ground wire from the electrical box.
5. Connect the white wire (neutral) from the fixture to the white wire from the electrical box.
6. Connect the black wire (live) from the fixture to the black wire from the electrical box.
7. Wrap the three wires with electrical tape for a more secure connection.
8. Position the wires back inside the electrical box.



9. Position the mounting plate of the fixture body to the ceiling, aligning the holes on the side of the cross bar to those on the side of the mounting plate.
10. Attach the fixture to the ceiling by inserting small screws through the mounting plate and cross bar.
11. Screw the light bulb into the light bulb socket.
12. Turn the power on at the circuit breaker or fuse box.
13. Turn the light switch on to activate the fixture.

CLEANING YOUR VINE LIGHTS

IMPORTANT: To reduce the risk of electric shock it is imperative that you do not use a large amount of water or other liquid when cleaning your Vine Lights. Even when switched off, parts of the fixture may still be electrically live.

Please read the following care instructions:

- To clean the exterior of your vine light, use a dry or slightly dampened cloth. Do not use any harsh, chemical based cleaners.
- To clean the inside of the fixture, first disconnect power to the fixture by switching off the circuit breaker or removing the fuse from the fuse box. Then, use a dry or slightly dampened cloth to clean the interior.
- Do not use any cleaners with chemicals, harsh abrasives or solvents. Use only a dry or dampened soft cloth to wipe or dust carefully.

TROUBLESHOOTING

Problem	Possible Cause	Solution
Light bulb will not illuminate	<ol style="list-style-type: none"> 1. Bulb is burned out 2. Power is off 3. Wiring issue 4. Faulty switch 	<ol style="list-style-type: none"> 1. It is time to replace your light bulb 2. Double check your power supply and make sure it is on 3. Check wiring 4. Test and replace switch
Fuse blows or circuit breaker trips when light bulb is illuminated	Crossed wires or power wire is grounding out	Check wire connections

TERMS OF SALE AND WARRANTY

Epicureanist LLC ("Seller") and the person or entity that acquires these goods from Seller ("Purchaser") hereby fully agrees to the following terms and conditions of the sale: Shipping fees are the responsibility of the Purchaser whether freight prepaid or freight collect. Seller assumes no responsibility for the goods sold to the Purchaser once the goods have left the Seller's premises, including, but not limited to, late delivery by the moving carrier, or for events caused by any difficulty carrier incurs in attempting to fit the goods into the Purchaser's place of business or residence due to the size of the goods or otherwise. Purchaser assumes all responsibility for delivery, payment of freight, access, measurement, installation, hook-up, wiring, moving and storage of the goods. The transportation of all goods is subject to the terms and conditions which the moving carrier imposes on Purchaser including, but not limited to, additional charges imposed per flight of stairs, and/or additional charges resulting from the carrier's inability to safely and/or adequately use the building elevator to lift the goods to an upper floor. Any claim for damages incurred during shipment by the carrier of the goods are insured and handled directly with the carrier and must be noted at time of delivery. Any damages due to manufacture defects will be handled directly with Epicureanist, subject to the limited warranty.

All sales are final, and unless authorized in writing by the Seller, Purchaser may not return the goods, under any circumstance. If Purchaser refuses to accept the goods, under any circumstance, the Purchaser is liable for the return and cost of freight both ways, and if Seller does take back the goods, there will be a restocking/service fee that is 35% of the purchase price of the goods. Built-to-Order products (including Cabinets, Racking, and Accessories) are non-returnable. Purchaser must notify Seller of non-conforming goods within four days of delivery, after which time all goods are deemed accepted. If an order has been placed and production has started, cancellation of your order will be a 15% charge.

If Purchaser tenders payment with a check that has insufficient funds (NSF), or stops payment on a check or credit card for any reason, Purchaser agrees to pay for all costs associated with the Seller's connection or litigation of such a claim, including without limitation extra damages, court costs and attorneys' fees. Finance charges begin the date of invoice. Collection fees plus NSF fee of \$50 will be added to your invoice, which you agree to promptly pay. Title to the goods does not pass until payment is received in full by Seller and Seller retains a security interest in the goods until they are paid for in full.

LIMITED WARRANTY: Seller warrants that the goods will be free of defects in materials and workmanship as follows: Furniture style (wood) wine units: all cooling unit parts for a period of 5 (five) years; cabinetry and labor (uninstalled) for a period of 12 (twelve) months from date of sale. For the metal cabinet wine units: parts and labor for cooling system and cabinetry for a period of 12 (twelve) months from date of sale. Thermoelectric Units: 90 (ninety) days from the date of sale. (This includes Wine Coolers, Beer Dispensers, Humidor, Portofino Wood Cellars, and Refrigerators). Wine-Mate Split Systems and installed products are parts only for 1 year, no labor. Other Wine-Mate Cooling Systems are 5 years parts, 1 year labor. Element Grills (via Element Products LLC) have a 1-year comprehensive parts warranty on entire product. Three years limited parts warranty covering the stainless burner and a thirty day limited parts warranty on grill accessories. Wine Accessories and Racking Systems are not warranted. For a scratch and dent/refurbished unit, warranty is 3 months from your dated invoice (parts for function only, not cosmetic). There is no warranty on parts purchased separately. Removal and re-installation of unit is not included in warranted labor. Purchaser's exclusive remedy is limited, at Seller's option; to repair or replace defective part[s] with either new or factory reconditioned part[s]. Purchaser is responsible for shipping the unit pre-paid to designated facility and Seller will pay return shipping charges in the continental United States for items repaired under warranty within 12 (twelve) months from date of sale. Since the natural variation in texture, density, grain, color, tone and shade of wood is unavoidable; Seller does not guarantee the texture, color, tone or shade of the wood: nor does seller guarantee the colorfastness of wood or against peeling, chipping, cracking or scratching. Note: Unfinished wood is subject to warping; all wood surfaces must be sealed before placing cellar into service. Improper placement of the unit will void the warranty. This limited warranty does not cover damage due to such things as accident, misuse, abuse, mishandling, neglect, acts of God, fires, earthquakes, floods, high winds, government, war, riot or labor trouble, strikes, lockouts, delay of carrier, unauthorized repair, or any other cause beyond the control of the Seller, whether similar or dissimilar to the foregoing. Seller is not responsible for any damages caused to Seller's property resulting from the good. This limited warranty applies only inside the Continental US. (Alaska, Puerto Rico and Hawaii are not warranted.)

For Element/Fuego Grills, warranty is 1 year, with 3 years on the burner. If grill is defective and unused plus all packaging and parts are intact, we will either replace the grill or provide service to repair the grill. Returned product must accompany all original packaging and parts and is subject to our 35% restocking fee (and freight both ways).

With Wine-Mate products, if the customer calls and the product is "defective", you must obtain a letter from your qualified refrigeration technician at the customers cost, to verify that the unit was installed properly, with proper ventilation and the unit is truly malfunctioning due to manufacture defect.

Purchaser understands and acknowledges that the goods sold here are wine cellars, cigar humidors, and/or other similar units which house wine or cigars. Purchaser assumes all risk of using these units, including risk of spoilage, humidity variations, temperature variations, leaks, fire, water damage, mold, mildew, dryness and similar and any other perils that might occur.

Seller is not responsible for incidental or consequential damages, and there are no warranties, expressed or implied, which extend beyond the Limited Warranty described above. Warranty and liability are non-transferable. The implied warranties of merchantability and of fitness for a particular purpose are hereby expressly disclaimed. Some states do not allow the exclusion of incidental or consequential damages, or a waiver of the implied warranties of fitness and/or merchantability, so the above limitations may not apply to you. This warranty gives you specific legal rights and you may also have other rights which vary from state to state. Seller disclaims any indemnification for claims of infringement of any intellectual property of protectable nature.

In the event of any dispute between Seller and Purchaser arising out of or relating to these terms and conditions or to the goods sold generally, Purchaser must first file a written claim with Seller within ten days of the occurrence giving rise to the claim and wait an additional thirty days for a response before initiating any legal action. The sale and all terms are subject to California law. Any legal proceeding arising out of or relating to these terms and conditions or to the goods sold generally shall be brought solely and exclusively in the County of Los Angeles. In no event may Purchaser initiate any legal proceeding more than six months after the occurrence of the event giving rise to the dispute.

The above terms and conditions are the only ones governing this transaction and Seller makes no oral representations of any kind. These Terms and Conditions can only be modified in writing, signed by both Purchaser and Seller. 5/13

Contact **info@epicureanist.com** with any questions or visit
www.epicureanist.com



17621 S. Susana Road
Rancho Dominguez, CA 90221
www.epicureanist.com

SERVICE & IMPORTANT NOTICE

The manufacturer has a policy of continuous improvement on its products and reserves the right to change materials and specifications without notice.

Epicureanist is a trademark of Epicureanist LLC. All products, features, and services are subject to change without notice. We cannot guarantee the accuracy of the contents of this document. We disclaim liability for errors, omissions, or future changes.

©2013 Epicureanist LLC. All rights reserved.